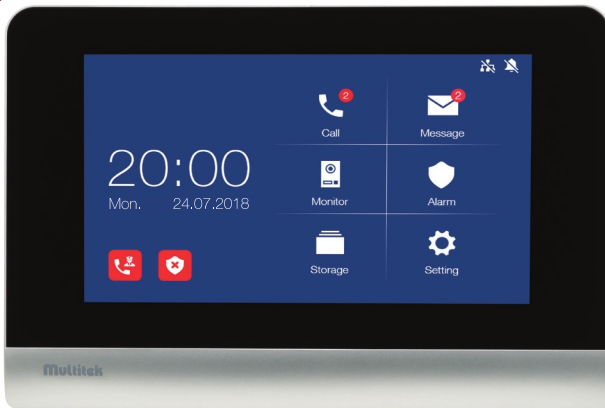



Multitek IP Intercom

Stylish, fast, easy to use and convenient solution for prudent projects



7" LCD 800x480 resolution, capacitive touch screen
 Unlimited channels / calls between rooms
 Different ring tones according to call type
 Screenshot of door calls (100 pictures)
 3 parallel monitors can be connected to each room
 Do not disturb mode
 Emergency call button
 PoE connection with CAT6 cabling
 Surface mount installation
Dimensions: 210x140x20 mm

LIM70 7" LCD ROOM MONITOR



LI-GUV01 7" LCD SECURITY CONSOLE



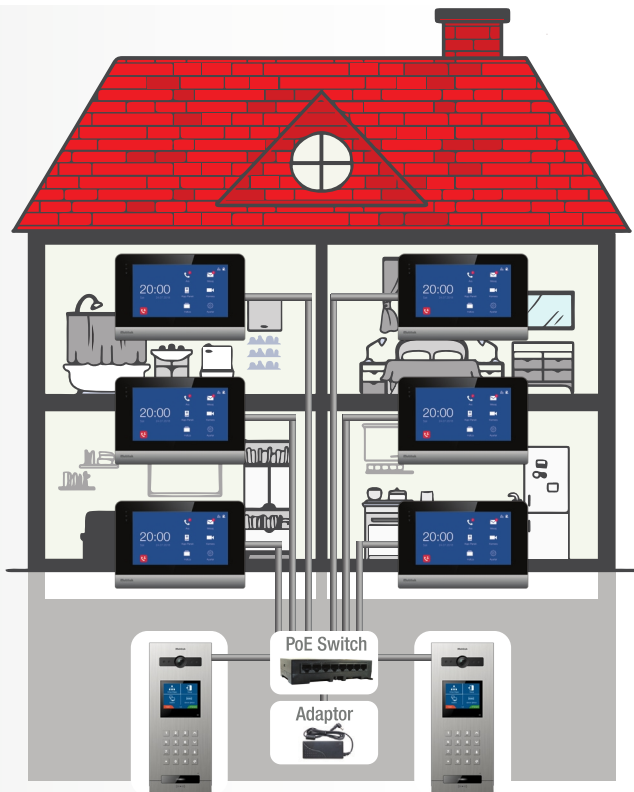
7" LCD 800x480 resolution, capacitive touch screen
 Integrated handset
 Calling / called room log
 Broadcasting messages to all rooms
 CCTV camera connection
 PoE connection with CAT6 cabling
 Standing on desk
Dimensions: 326x206x56 mm



LIK35 3,5" TFT LCD DOOR PANEL

Night view LEDs
 Security, gatekeeper and door connection with a single touch
 Phonebook
 Unique door password for all rooms
 Unique password or proximity card for each room to unlock door
 Voice message can be left for unanswered calls
 Voice assistance (busy, keypad touches etc.)
 Built-in proximity sensor
 PoE connection with CAT6 cabling
Dimensions: 318x130x51 mm





Multitek® LINUX IP INTERCOM

INSTALLATION INFORMATION

IP intercom system is formed with 4 devices and CAT6 cabling:

Device Types:

1. Room monitor
2. Door panel
3. PoE Switch
4. Adaptor

All these devices are connected to each other with CAT6 cable. Additional power cable is not required, all network retrieves power from PoE switch. If distance is long, FIBER cabling is suggested.

No additional infrastructure element (i.e. server) is needed.

There is no limit in number of connected room monitors or door panels, system can be extended with additional PoE switches and adaptors. Regardless of number of units, video and voice quality is crystal clear for all.

ADDITIONAL TRAINING IS NOT REQUIRED TO IMPLEMENT MULTITEK IP INTERCOM SYSTEM. YOU DO NOT NEED TO KNOW IP ALLOCATION OR NETWORK, IT IS AS EASY AS COUNTING NUMBERS.

LINUX

IP INTERCOM SYSTEM FEATURES

- There is no limit in number rooms, floors, doors or facilities that can be connected
- Suitable for vertical projects (up to 799 rooms in a single block)
- Already implemented in tens of signature projects
- There is no additional infrastructure element (server etc.) requirement
- Crystal clear voice and video quality for all rooms
- Network ethernet (PoE) connection with CAT6 cabling
- All units can call each other with no additional fee
- Voice message from door panel to rooms
- Security, gatekeeper and door connection with a single touch
- Different melodies can be set for different calling numbers
- Voice assistance (busy, keypad touches etc.)
- All received calls are saved (100 without SD card)
- Unique password or proximity card for each room to unlock door
- Alarm management with 4 zones and direct report to security
- Elevator monitor (standard monitor with special software)
- Connected surrounding IP and CCTV cameras
- External IP camera view when security calls

LINUX

IP SYSTEM ACCESSORIES

PS18E

18VDC/3.3A ADAPTOR (Powers 6 room monitors)

RED18E

18VDC/A10A ADAPTOR (Powers 15 room monitors)

RJ45 PLUG

Gold-pleated 50 micro inch plugs for cabling

PS19-SWITCH8+2

18VDC/120W adaptor and 10 port PoE switch (1 per 8 monitors) (Powers up to 8 room monitors)

SWITCH8-PoE

8 port PoE switch

SWITCH16-PoE

16 port PoE switch

SWITCH24-PoE

24 port PoE switch

PROK-K and PROK-A

Proximity card and proximity key

LIP-01

Room/Villa single button door panel

IP CAMERA

For monitoring reception

Success Solutions, Sofia, bul. Simeonovsko shose 140, www.s-solutions.bg, office@s-solutions.bg

Multitek®

